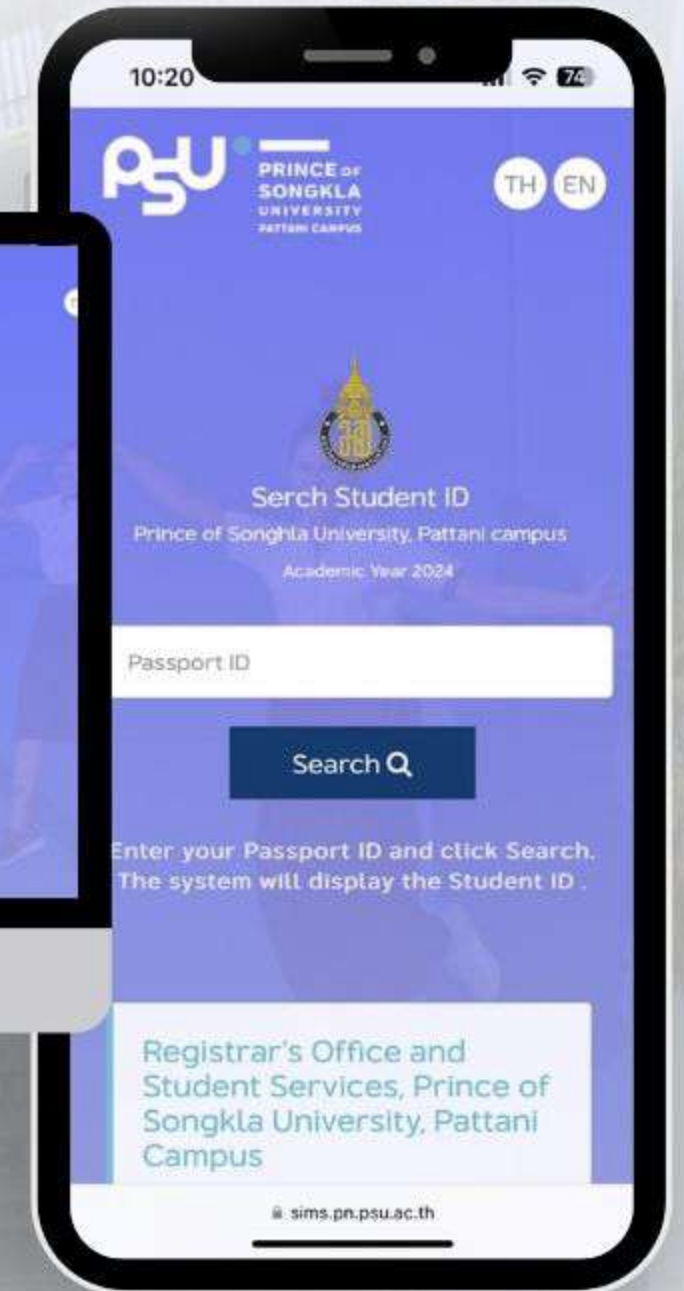
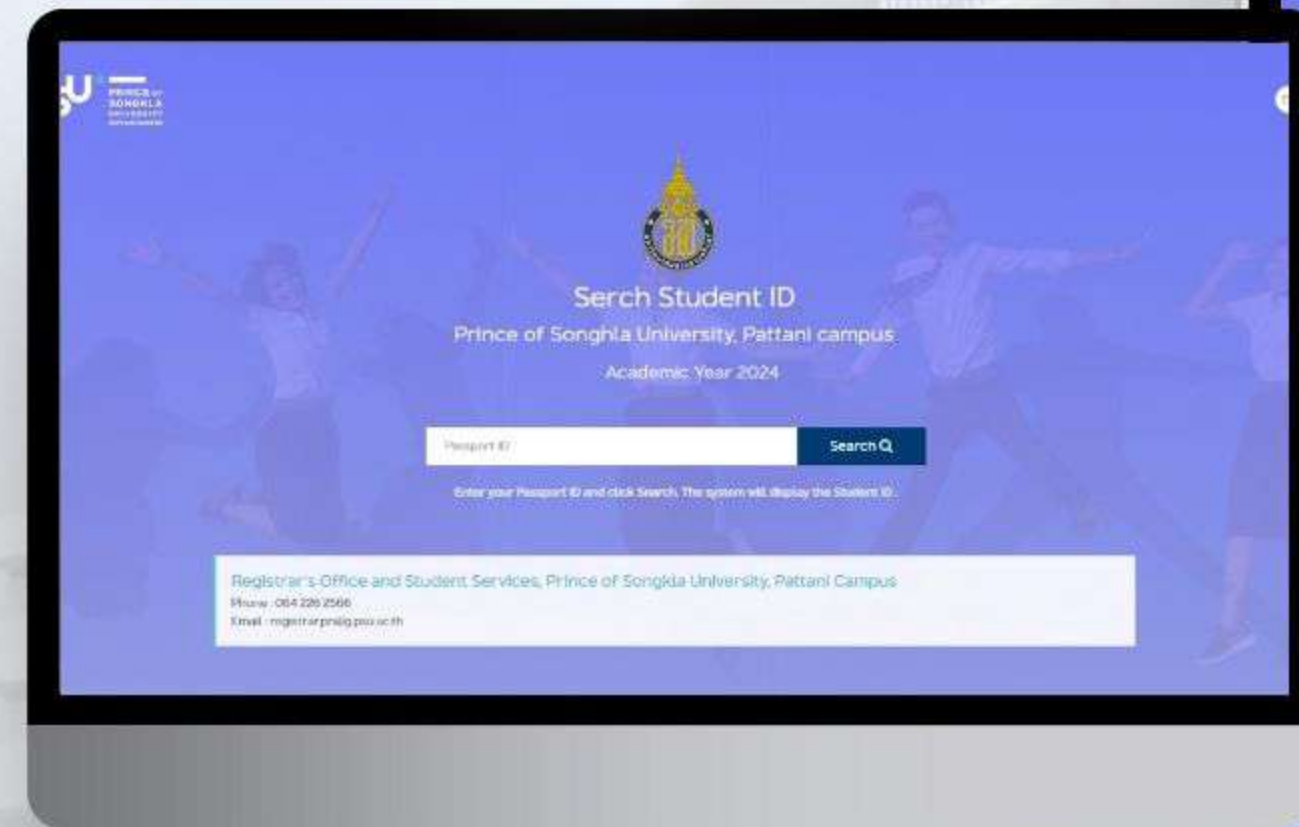


NEW STUDENT REGISTRATION PROCEDURE FOR **GRADUATE STUDIES**

**PRINCE OF SONGKLA UNIVERSITY,
PATTANI CAMPUS**



STEP

1

CHECK YOUR STUDENT ID

https://sims.pn.psu.ac.th/new_student/2567/

2

FILL YOUR STUDENT INFORMATION

<http://psu1-2.psu.ac.th>

3

UPLOAD YOUR PHOTO AND DOCUMENTS

<http://psu1-2.psu.ac.th>

4

PRINT BILL PAYMENT

<https://sis.psu.ac.th>

5

PAY FOR TUITION FEE

6

CLICK TO CONFIRM YOUR STUDENT REGISTRATION

<http://psu1-2.psu.ac.th>

7

ENROLLMENT

<https://sis.psu.ac.th>

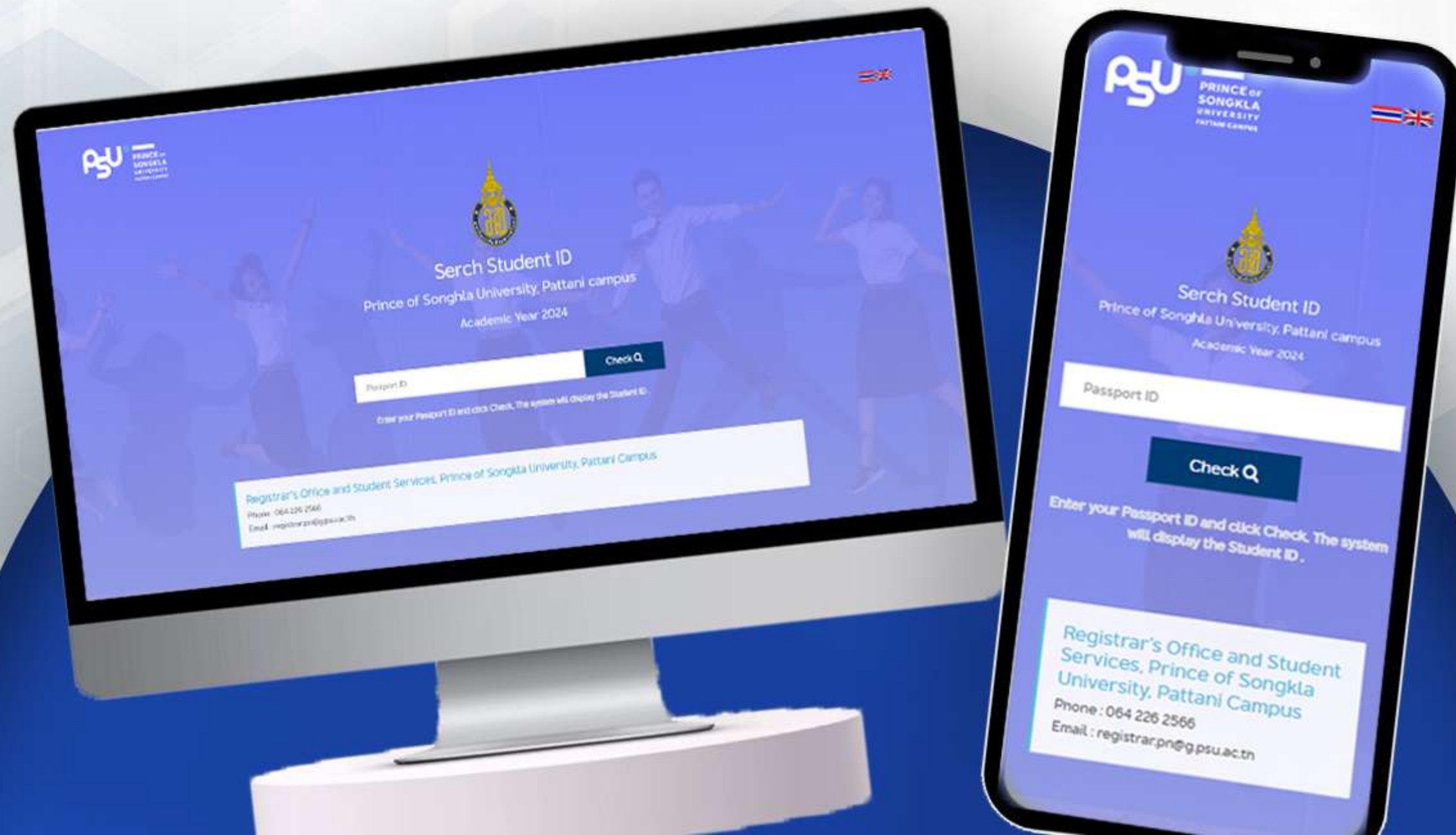


STEP 1

CHECK YOUR STUDENT ID AT

https://sims.pn.psu.ac.th/new_student/2567

ON OCTOBER 18 - NOVEMBER 17, 2024



STEP 2

FILL YOUR STUDENT INFORMATION IN THE SN1-2 SYSTEM AT

<http://psu1-2.psu.ac.th>

ON OCTOBER 18 - NOVEMBER 17, 2024



STEP 3

UPLOAD YOUR PHOTO AND DOCUMENTS AT

<http://psu1-2.psu.ac.th>

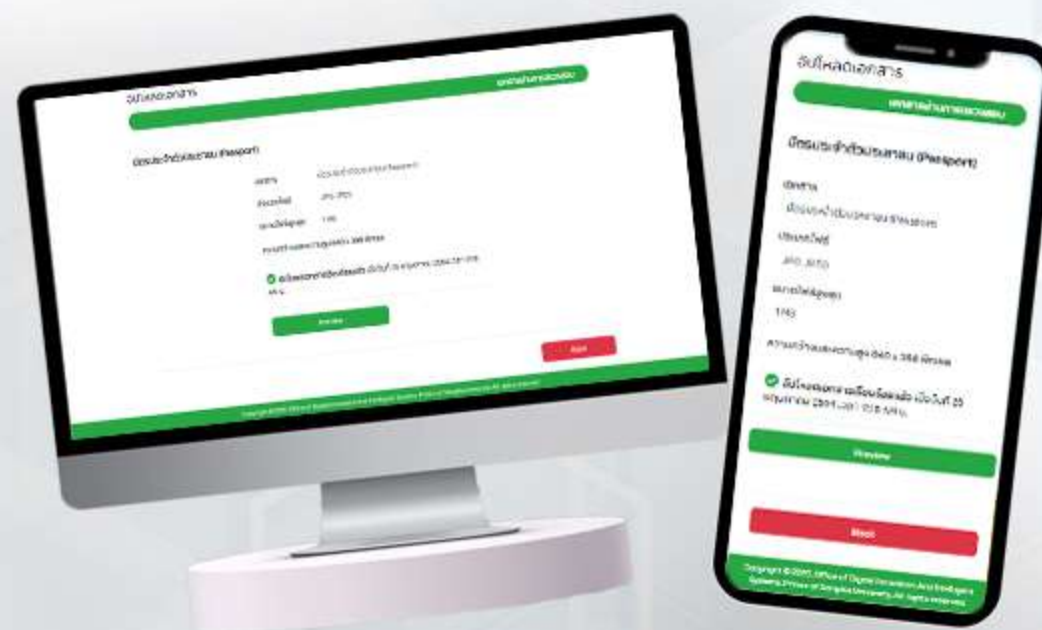
AS FOLLOWS

ON OCTOBER 18 - NOVEMBER 17, 2024

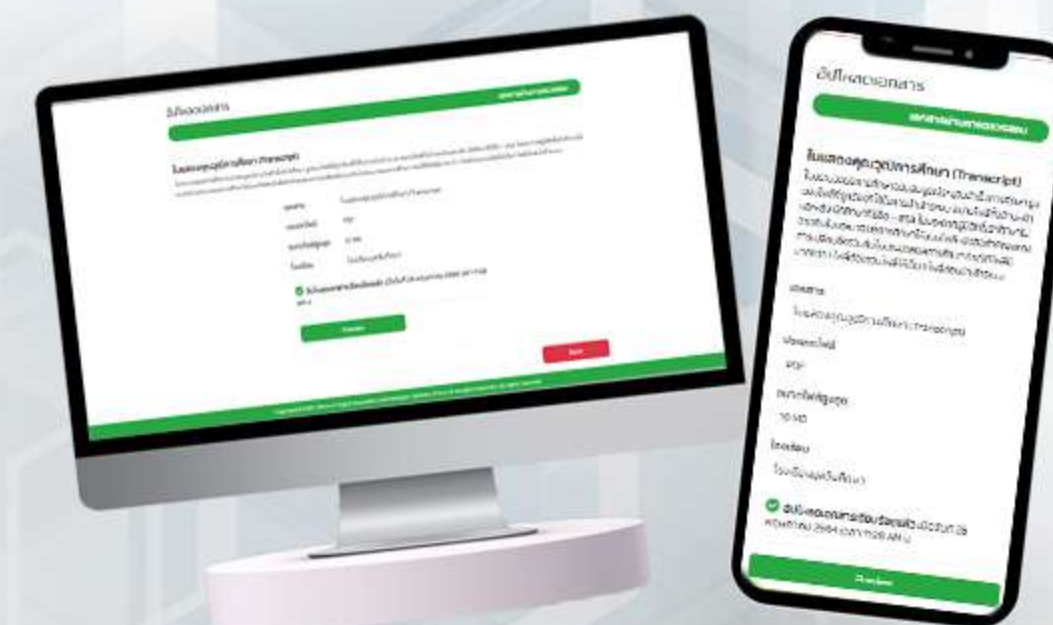
3.1 Photo color must following requirements :



3.2 Passport



3.3 Transcript



- Photographs must be in full face view, directly facing the camera.
- No hat or sunglasses.
- For male students, only black or dark blue suit.
- For female students, only white hijab or other color matching Suits.

STEP 4

PRINT BILL PAYMENT AT

<http://sis.psu.ac.th>

AND PAY FOR TUITION FEE

ON OCTOBER 18 - NOVEMBER 17, 2024



STEP 5

AFTER THE OFFICERS HAVE EXAMINED ALL THE INFORMATION AND EVIDENCE DOCUMENTS AND PAY FOR TUITION FEE. A STUDENT MUST LOG IN THIS SYSTEM AGAIN TO CLICK TO CONFIRM YOUR STUDENT REGISTRATION AT

<http://psu1-2.psu.ac.th>

ON OCTOBER 18 - NOVEMBER 17, 2024



STEP 6

ENROLLMENT AT

<http://sis.psu.ac.th>

ON NOVEMBER 6-25, 2024

